

How can I make friends with Theo?

World
Autism
Awareness
Week **2021**
29 March
- 4 April



Schools activity
for World Autism
Awareness Week,
kindly supported
by Axcis Education

The National Autistic Society
is a charity registered in
England and Wales (269425)
and in Scotland (SC039427)

All rights reserved
©2020 Hoopla
Animation Limited

Foundation stage to Year 3 (England)
Foundation phase to Year 3 (Wales)
P1 – P4 (Scotland)
Years 1 – 4 (Northern Ireland)

Meet Theo

For World Autism Awareness Week, our brilliant friends at Daisy & Ollie have made a special episode featuring Theo, who is autistic, available to view on [My5.tv](https://www.my5.tv). You can view it from 29 March and use it to help your children explore the idea of difference: how we are all different, but, at the same time, there is much that makes us the same. They will also think about what they can do to help children like Theo who are different.

These activities, including the plenary should take around 45 minutes. There are prompt questions in these notes to help the children engage with Theo's story.



All rights reserved ©2020 Hoopla Animation Limited

Curriculum links – EYFS and early primary

Early years foundation stage (EYFS)

- **People and communities:** know about similarities and differences between themselves and others
- **Communication and language development:** speak and listen to develop confidence and skills in expressing themselves
- **Personal, social and emotional development:** develop a positive sense of themselves and others, form positive relationships and develop respect for others

Early primary

- **Friendships:** know that healthy friendships are positive and welcoming towards others and do not make others feel lonely or excluded
- **Relationships:** the importance of accepting others even when they are very different from them. Plus practical steps they can take in a range of different contexts to improve or support respectful relationships.

Learning objectives

To understand that we are all the same in some ways and different in others.

To learn about steps they can take to support and help others who may be different.

Learning resources

- **Daisy & Ollie episode**
- Listening cards

1. Starter activity

Tell the children this is an important week in the school calendar when people come together to talk about difference – how we are all different (and that's what makes us unique), but also the same; and about what we can do to understand and support each other better.

Ask them to speak to a partner and find out two things that are the same about them and two things that are different (for example, likes ice cream and horse riding, doesn't like bananas or swimming). Then have a discussion about how we are the same but different.



2. Daisy & Ollie 'How can I make friends with Theo?' episode

Tell the children you're going to watch a special episode of Daisy & Ollie, starring Theo – a young boy who is just like them in many ways. He likes to do the same things they like to do. But there are some ways in which he is different, just as we are all different, which means he needs understanding and support.

Ask them to think carefully about Theo while they're watching. What does he like doing? How is he the same as them and how is he different?

Show the Daisy & Ollie episode

Then ask the children what they've found out about Theo. What does Theo like doing? (Going to the aquarium, looking at fish, eating pancakes etc.) What doesn't he like? (Too many questions, change, when things are loud.) What do you think is different about Theo? (He doesn't like noise, he wears ear defenders, he likes things to stay the same - upset when the frogs are moved.)

Explain to the children that even though we are all different, some children can find life quite difficult if people don't understand their difference.

For example:

- some like to do the same things every day and if something changes, they're not happy
- some people don't like noise, bright lights, certain types of food
- some people find talking to people difficult
- some talk all the time. Others don't talk at all
- some people like to be with lots of friends. Others like to play on their own
- some like to do all kinds of things; others mostly like doing one thing.

Ask the children if they can remember from the episode how Ollie becomes friends with Theo? (He doesn't ask lots of questions at once. He waits. He tells him about the touch tank. They eat pancakes together.)

You will be able to watch the episode from 29 March on [My5.tv](https://www.my5.tv).



Play video

3. Listening activity

Tell the children you're going to watch the episode again. Make copies of the listening cards, which feature key words from the Daisy & Ollie episode, and hand them out. Ask them to listen carefully and hold up their card when they hear the word that's on it. At the end of the activity, help them respond to the questions on the back of the cards.



4. Plenary

After watching the episode again, ask the children to think again about how Theo is just like them, but also different. Ask them to think about what they could do to support and make friends with someone like Theo. Explain that we can all help by being kind to everyone, even if they are different to you.



Listening cards 1

[Front]

NOTE: these cards are double-sided. Please print these pages out single-sided, and cut and stick the front of each card to the corresponding back, matching the colour.


Theo



Ollie



Lion fish



Ear
defenders



Listening cards 1

[Back]

NOTE: these cards are double-sided. Please print these pages out single-sided, and cut and stick the front of each card to the corresponding back, matching the colour.

**What does
Ollie do to
make friends
with Theo?**

**What does
Theo like?**

**What
doesn't
he like?**

**Why
does Theo
wear ear
defenders?**

**What
is your
favourite
animal?**

Listening cards 2

[Front]


NOTE: these cards are double-sided. Please print these pages out single-sided, and cut and stick the front of each card to the corresponding back, matching the colour.

Questions

?




Tropical fish



Aquarium



Pancakes



Listening cards 2

[Back]

NOTE: these cards are double-sided. Please print these pages out single-sided, and cut and stick the front of each card to the corresponding back, matching the colour.

**Can you
draw a
picture of the
tropical fish?**

**What does it
feel like when
someone asks
you lots of
questions?**

**What
is your
favourite
food?**

**Where is
your
favourite
place?**